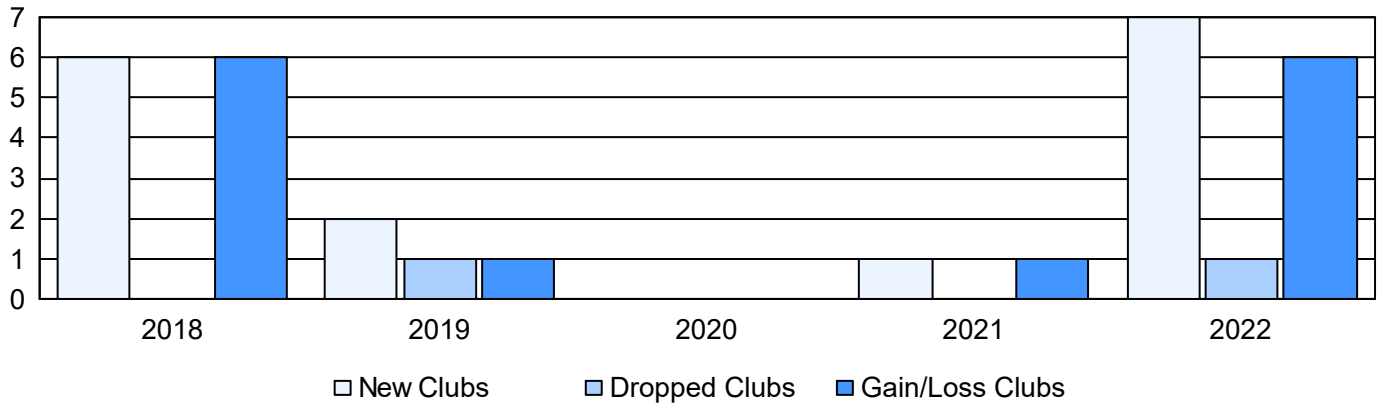
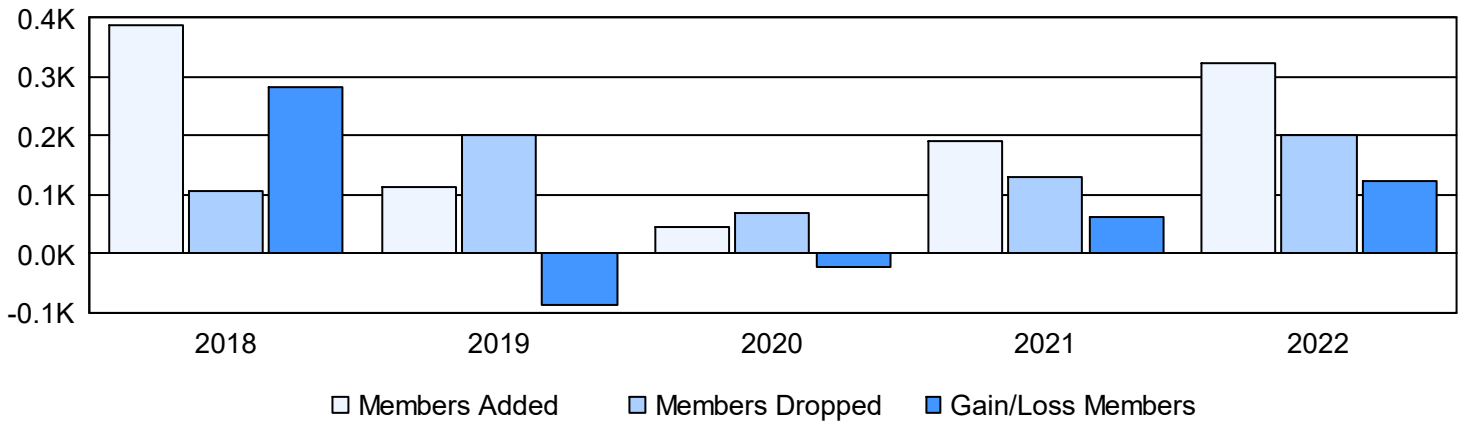


Year	New Clubs	Dropped Clubs	Gain/ Loss Clubs	New Members	Charter Members	Reinstate Members	Transfer Members	Total Member Added	Total Members Dropped	Gain/ Loss Members
2017-2018	6	0	6	178	204	3	2	387	105	282
2018-2019	2	1	1	53	55	3	2	113	200	-87
2019-2020	0	0	0	39	6	0	2	47	70	-23
2020-2021	1	0	1	151	35	3	3	192	130	62
2021-2022	7	1	6	128	186	11	0	325	200	125
<b>Average</b>	<b>3</b>	<b>0</b>	<b>3</b>	<b>110</b>	<b>97</b>	<b>4</b>	<b>2</b>	<b>213</b>	<b>141</b>	<b>72</b>

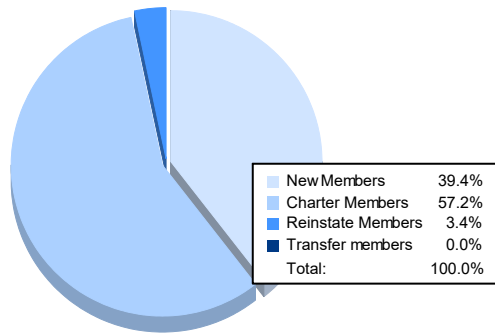
### Clubs



### Members



### Membership Composition June 2022 Cumulative



### Gender Composition June 2022 Cumulative

